


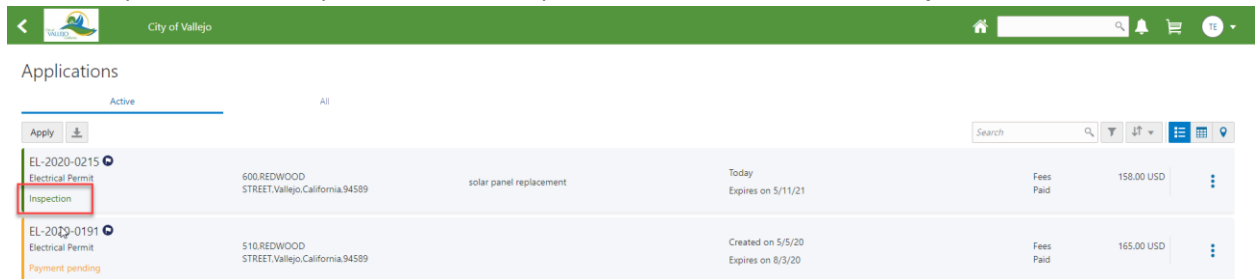
Scheduling an Inspection from the Permit:

Follow the steps below to schedule an inspection from your permit

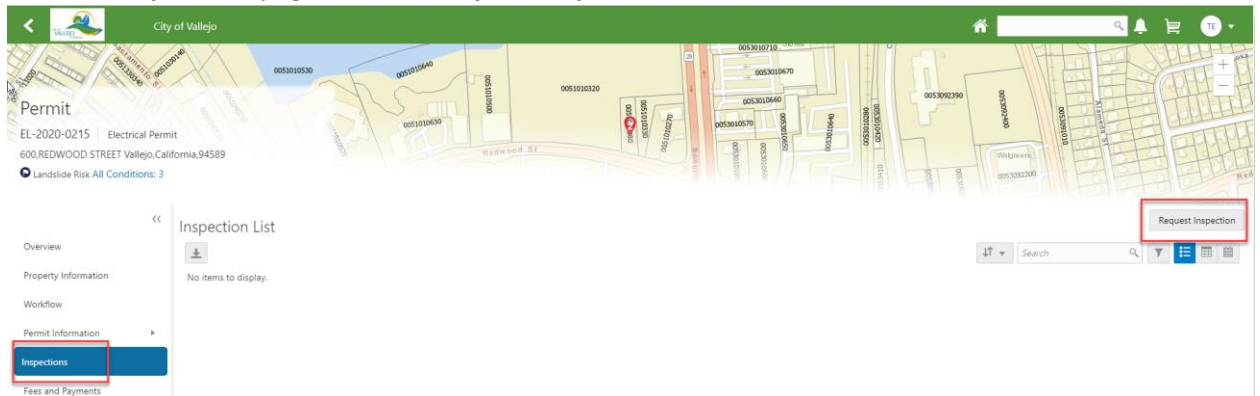
1. Login to Oracle (PSCR) <https://emwp.fa.us2.oraclecloud.com/fscmUI/publicSector.html>



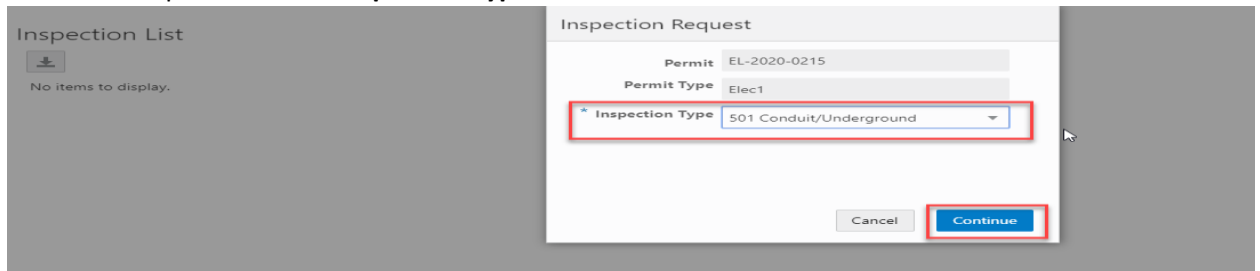
2. Click the **Applications** button.
3. Find your application in the list and click on it.
(**Note:** Inspections can only be scheduled on permits that have a status of **Inspection.**)



4. Click the **Inspections** page and click **Request Inspection**.



5. Select the inspection in the **Inspection Type** field and click **Continue**.



6. Enter a date in the **Preferred Date** field and select a **Preferred Time**. Fill out any other information and click **Submit**.

Inspection Request

Permit EL-2020-0215

Permit Type Electrical Permit

Inspection Type 501 Conduit/Underground

Preferred Date 5/15/20

Preferred Time No preference

Comments Afternoon
No preference
Morning

Address 600 REDWOOD STREET
Vallejo, California 94589

Inspection Location

Location Contact Tom Edwards

Contact Method Phone

Phone +1 (916) 833-5734

Cancel Submit

City of Vallejo

Permit EL-2020-0215 Electrical Permit
600.REDWOOD STREET Vallejo,California,94589
Landslide Risk All Conditions: 3

Inspection List

Inspection ID	Permit ID	Permit Type	Address
BLDG-INSP-2020-00043	EL-2020-0215	Electrical Permit	600 REDWOOD STREET Vallejo

Request Inspection

Note: Once your inspection is assigned to an inspector you will receive an email with the date and more specific time.